











SPaG: Forming Adjectives Using -ful or -less

<p>Aim: To form adjectives using the suffixes -ful and -less</p> <p>I can form adjectives using the suffixes -ful and -less.</p>	<p>Prior Learning: It will be helpful if children have an understanding of adjectives and root words.</p>	<p>Resources: Lesson Pack</p> <p>Individual whiteboards and pens</p>
<p>Success Criteria: I can add the suffixes -ful and -less to words to make adjectives.</p> <p>I can add the suffixes -ful and -less to words ending in y.</p> <p>I can use adjectives ending in -ful and -less in sentences.</p>	<p>Key/New Words: suffix, adjective</p>	<p>Preparation: Differentiated Adding -ful or -less Activity Sheet - 1 per child</p> <p>Adding -ful or -less Word Search - 1 per child.</p> <p>Differentiated What's the Adjective Activity Sheet - 1 per child</p> <p>Mini Test - 1 per child</p> <p>Application Activity Sheet - as required</p>

	<p>Introductory Activity : Suffixes Working through the presentation, remind the children about suffixes and their uses. Introduce to the children the suffixes -ful and -less and their meanings. Ask the children to work in pairs to read the sentences on the presentation and to decide the correct adjective to complete each sentence. The children could write their answers on their whiteboards.</p> <p>Can the children choose the correct adjective for each sentence?</p>	
	<p>Independent Focused Activity : Adding -ful or -less Using the Lesson Presentation, explain to the children the rules for adding -ful or -less to words. Children to work independently to complete the Adding -ful or -less Activity Sheet.</p> <p>Can the children use the spelling rules for adding the suffixes correctly? Can they use the created adjectives in a sentence?</p> <div style="display: flex; justify-content: space-around;"> <div data-bbox="220 1084 850 1196">  <p>Children complete the adjectives by adding -ful and -less to the root words. Children then complete each sentence by choosing the correct adjective from those given.</p> </div> <div data-bbox="895 1084 1532 1167">  <p>Children write the adjectives by adding -ful or -less. Children then complete each sentence using adjectives.</p> </div> </div>	
	<p>Review Activity : Spot the Suffix Remind the children of the spelling rules for adding -ful and -less. Children to complete the Adding -ful or -less Word Search independently.</p>	
	<p>Consolidation Activity: What's the Adjective? Independently, children complete the Differentiated What's the Adjective Activity Sheet.</p> <div style="display: flex; justify-content: space-around;"> <div data-bbox="220 1429 624 1541">  <p>Children complete each sentence by choosing the correct adjective from those given.</p> </div> <div data-bbox="671 1429 1075 1570">  <p>Children complete each sentence by choosing the correct adjective from those given in the box at the bottom of the page.</p> </div> <div data-bbox="1118 1429 1522 1570">  <p>Children complete each sentence by choosing the correct adjective from those given in the box at the bottom of the page.</p> </div> </div>	
	<p>Assessment The children complete the Mini Test in order to test their understanding. The children complete the Application Activity as required.</p>	